

How to access Airframe Systems Technical Documents

www.myGEAviation.com isn't currently set up for airframe systems. We are due to migrate our documents later this year.

Airframe Systems documents are still accessible through myGEAviation but you will need to add a links widget. Click on the links picture widget and then select the add widget button.

Please then type in AIRFRAME.

Click on Publications/Technical Documents/Airframe Systems and Dowty propellers

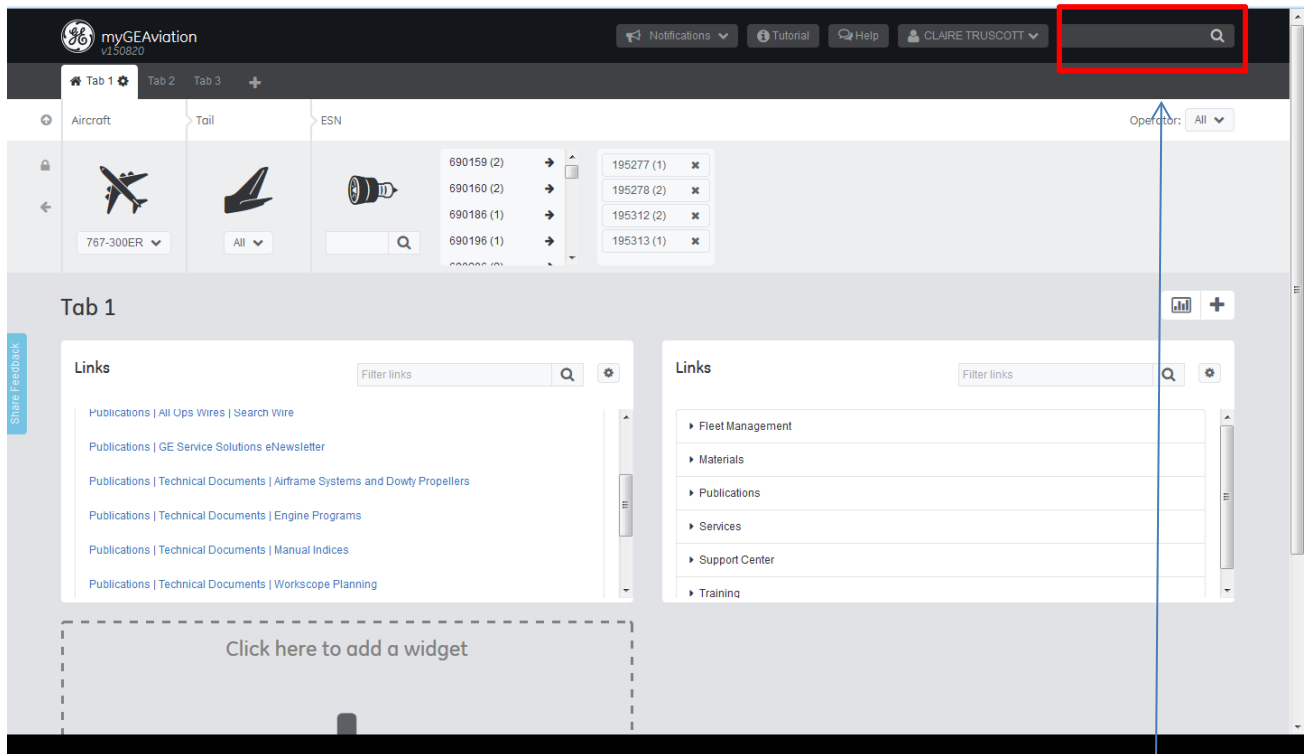
You will then be able to search for publications the same as you always have.

The screenshot displays the myGEAviation user interface. At the top, there is a navigation bar with the GE logo, the text 'myGEAviation v150317', and user information for 'CLAIRE TRUSCOTT'. Below this is a dashboard area with a 'Tab 1' selected. The dashboard contains several widgets: a 'Family' widget with 'CF6' selected, a 'Model' widget with 'CF6-80C2' selected, and an 'ESN' widget with a list of engine numbers (412101, 412102, 412103, 412104). A search bar is present in the ESN widget. To the right, there is a '4231 Engines' widget with a search prompt. In the bottom right corner, there is an 'Add Widget' button. A red box highlights the 'Add Widget' button, and a red arrow points from it to a 'Links' widget. Another red box highlights the 'Links' widget, which has a search bar containing the text 'airframe'. Below the search bar, there is a 'Publications' section with a dropdown arrow and a link titled 'Publications | Technical Documents | Airframe Systems and Dowty Propellers'. A red arrow points from the text 'Click on Publications/Technical Documents/Airframe Systems and Dowty propellers' to this link.

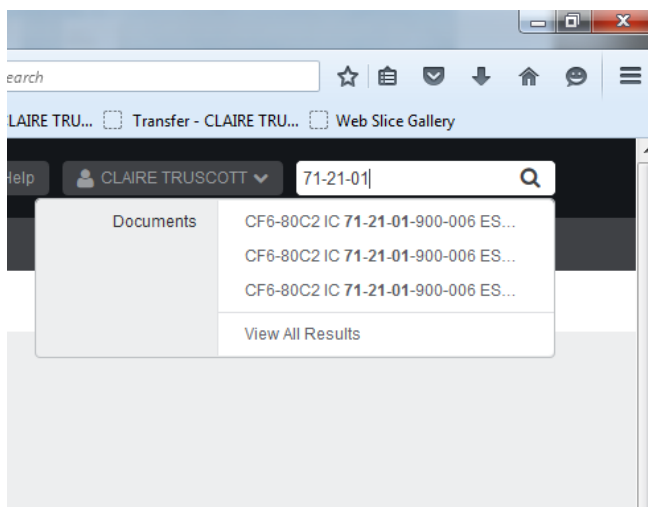
You will now have added Airframe Systems/Dowty to your Tab.

To Search for Documents.

Sign into www.myGEAviation.com you will then see this screen

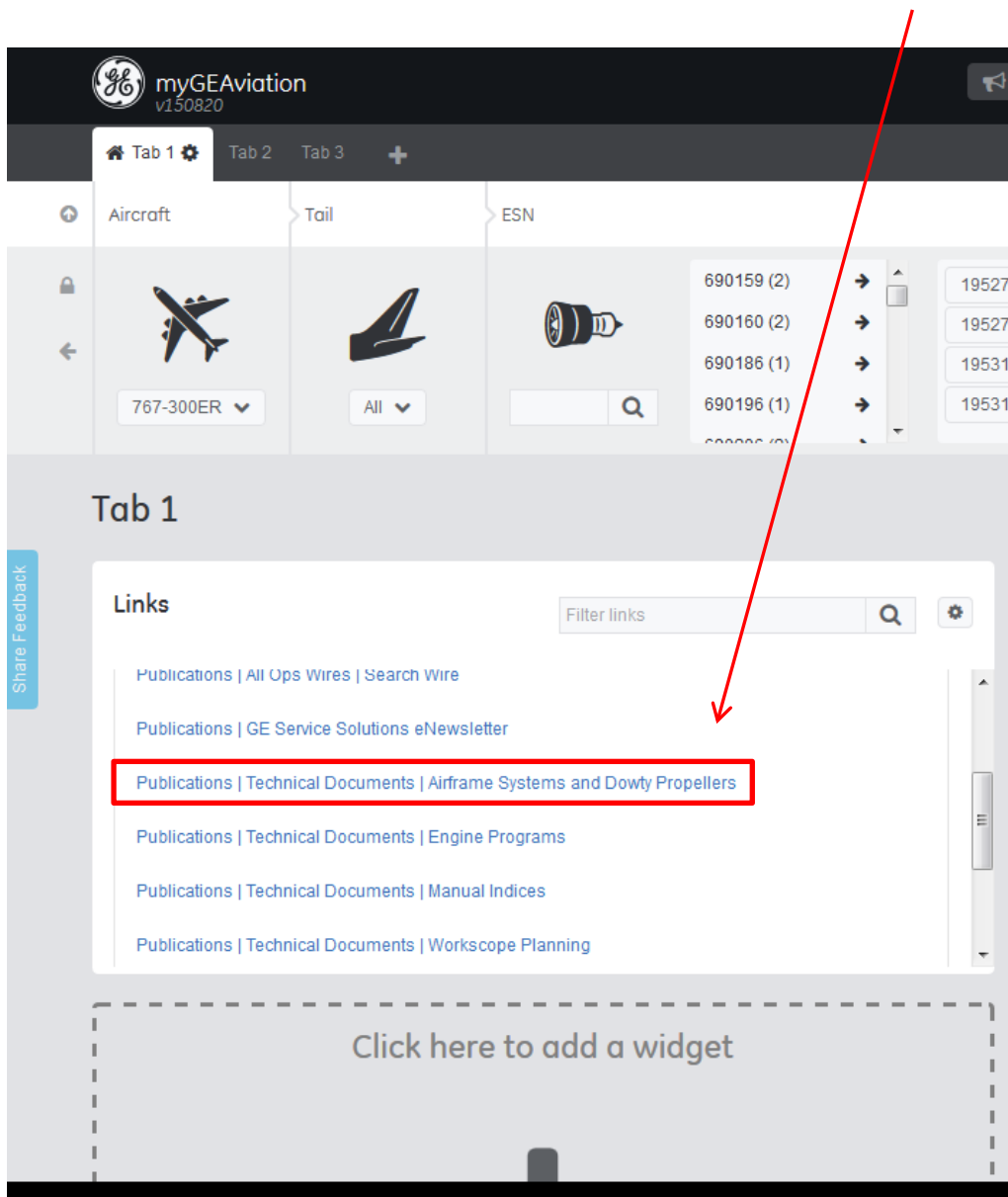


If you want to search for engines documents type the document number in the search field above. This will return a result and you can select the manual you are looking for.



To search for Systems document it is slightly different as we haven't yet migrated our documents onto myGEAviation so you will need to navigate to that area by selecting

[“Publications | Technical Documents | Airframe Systems and Dowty Propellers”](#)



You will now see a screen that you may be familiar with. Select the drop down menu and select document number. Then type in the document number you are looking for and click search. This will return the result shown in the screen shot below. To view/Download the document click on the icon under View Document.

The screenshot shows a web browser window with the URL `supportcentral.ge.com/dataforms/sup_dataform_viewall.asp?form_id=310467&prod_id=168125&xml=3436048&selElement0=e_l_values_field1&query0=22-`. The search filter section includes a 'Filter By:' dropdown set to 'Document Number', a text input field containing '22-30-15', and buttons for 'Add', 'Remove', and 'Search'. Below the filter is a table with one record. The 'View Document' column for this record contains a document icon, which is highlighted by a red box. A red line originates from the text above and points to this icon.

Document Type	Document Number	Document Site	Document Description	Revision Date	Revision	Distribution Date	Part Numbers Affected	Aircraft Platform	View Document	Un/Check All
Component Maintenance Manual	22-30-15	Avionics & Power Systems Cheltenham	AUTOTHROTTLE SERVO MOTOR	4/9/2014	8	5/7/2014	305RAA1; S254A114-1	B727, B737 NG, B747		<input type="checkbox"/>